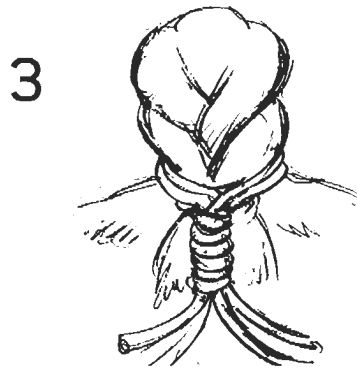


How to make Big Fat Button Braids with Braideez

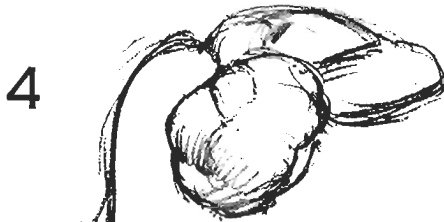
Use two wires that are three times the length of your horse's mane. Fold them in half. Braid them into two sections of the mane, Use a half hitch loop to secure the bottom of the braid.

Fold tips of wire and push them under the braid near the base of the mane. Pull the wire up and through the base of the mane creating a braid loop.

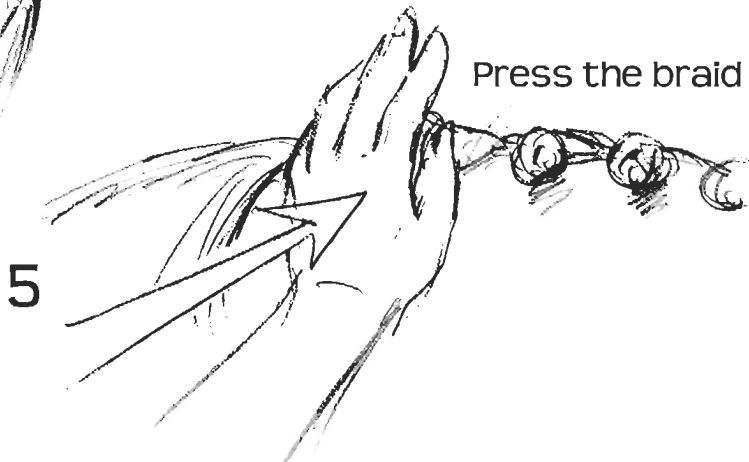
for 3" or wider braids



Push the braid upward and twist the four wires tightly together. Four or five twists will do. Cut off extra wire.



Press the braid loop down. Tuck twisted wire up under the base of the base of braid into the underside of the mane.



Press the braid flat against the horses neck

Finished Braid

